



# Sıcak Hava Aparentleri **ADA - ATA**

## Konforal



# ALARKO KONFORAL SICAK HAVA APAREYLERİ



## Geniş Kullanım Alanı

Apareyler üstün performans ve işlevsellikle ısıtmada ekonomik, güvenli ve pratik çözümler sunuyor. Spor salonları, üretim alanları, toplantı salonları, depolar, süpermarketler gibi mekanlar için çok uygundur.

## Yatırımcı ve Kullanıcı Dostu

Apareylerin öne çıkan iki özelliği, yatırımcı ve kullanıcı dostu olmasıdır.

**Yatırımcının dostudur;** çünkü en ekonomik ısınma alternatifidir.

Binanızdaki kalorifer tesisatından çekeceğiniz suyu ya da işletmenizdeki mevcut olan kızgın su veya buharı kullanabiliyorsunuz.

**Kullanıcı dostudur;** çünkü işletmesini herkes kolaylıkla yapabilir.

Basit yapısı ile dayanıklı, sorunsuzdur.

## Kolay Montaj ve Bakım

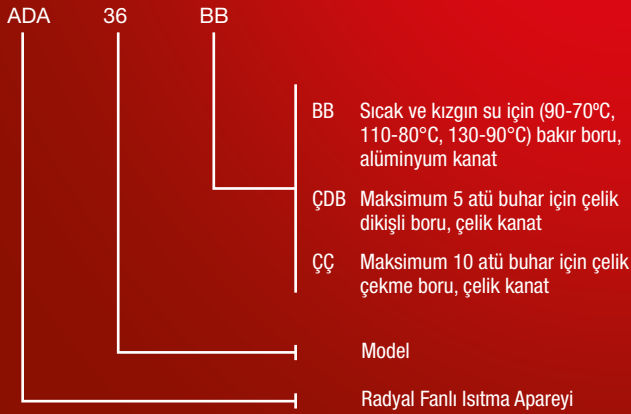
Uzmanlık gerektiren montaj işlemlerine, uzman personele, özel tesisat malzemelerine, özel ekipmana gerek yoktur.

Montajı, ehliyetli bir kalorifer tesisatçısı kolayca ve hızla yapabilir.

# ADA - ATA



## ADA Sipariş Notasyonu



## ATA Sipariş Notasyonu



## ATA - Sıcak Su ve Kızgın Su için Performans Değerleri

ÇALIŞMA ŞARTLARI	Hava Giriş Sıcaklığı		5°C		10°C		15°C		18°C	
	Ürün Tipi	Üfleme Debisi m <sup>3</sup> / saat	Kapasite Kcal / saat	Hava Çıkış °C	Kapasite Kcal / saat	Hava Çıkış °C	Kapasite Kcal / saat	Hava Çıkış °C	Kapasite Kcal / saat	Hava Çıkış °C
<b>50-30 °C SICAK SU</b>	ATA 6	900	3,200	16	2,610	19	1,990	22	1,560	24
	ATA 8	950	4,250	19	3,490	22	2,720	24	2,230	26
	ATA 10	1450	5,410	17	4,465	20	3,500	23	2,900	24
	ATA 12	1425	6,310	19	5,210	22	4,100	24	3,410	26
	ATA 15	1500	7,970	22	6,590	24	5,180	26	4,280	27
	ATA 20	1400	11,240	31	9,420	32	7,590	33	6,460	33
	ATA 25	3750	12,930	16	10,610	19	8,220	22	6,710	24
	ATA 30	3500	16,500	20	13,750	23	10,960	25	9,230	27
	ATA 35	3500	19,480	23	16,260	25	12,990	27	10,990	28
	ATA 40	4950	21,310	19	17,800	22	14,250	24	12,060	26
ATA 50	4800	27,540	23	23,040	26	18,510	28	15,730	29	
<b>60-40 °C SICAK SU</b>	ATA 6	900	4,400	21	3,830	14	3,260	27	2,910	29
	ATA 8	950	5,770	25	5,030	27	4,300	30	3,850	32
	ATA 10	1450	7,330	21	6,400	24	5,470	27	4,910	29
	ATA 12	1425	8,530	24	7,450	27	6,370	30	5,720	31
	ATA 15	1500	10,730	28	9,380	30	8,030	33	7,220	34
	ATA 20	1400	14,770	39	12,970	41	11,190	42	10,120	42
	ATA 25	3750	17,660	20	15,390	23	13,120	26	11,750	28
	ATA 30	3500	21,980	25	19,270	28	16,560	31	14,930	32
	ATA 35	3500	25,890	29	21,690	31	19,520	34	17,610	35
	ATA 40	4950	28,310	23	24,840	26	21,380	29	19,300	31
ATA 50	4800	36,410	29	31,990	32	27,520	34	24,870	35	
<b>70-50 °C SICAK SU</b>	ATA 6	900	5,550	25	4,990	28	4,420	31	4,080	33
	ATA 8	950	7,250	30	6,510	32	5,780	35	5,340	37
	ATA 10	1450	9,210	25	8,280	29	7,350	32	6,790	34
	ATA 12	1425	10,700	29	9,610	32	8,540	35	7,890	37
	ATA 15	1500	13,410	34	12,050	36	10,710	39	9,910	40
	ATA 20	1400	18,210	47	16,390	49	14,610	50	13,550	51
	ATA 25	3750	22,260	24	19,990	27	17,730	31	16,380	33
	ATA 30	3500	27,350	30	24,630	33	21,930	36	20,320	38
	ATA 35	3500	32,160	35	28,950	37	25,780	40	23,880	41
	ATA 40	4950	35,170	28	31,700	31	28,250	34	26,190	36
ATA 50	4800	45,120	35	40,650	38	36,210	40	33,570	42	
<b>80-60 °C SICAK SU</b>	ATA 6	900	6,690	29	6,120	32	5,550	36	5,210	37
	ATA 8	950	8,700	35	7,960	38	7,220	40	6,790	42
	ATA 10	1450	11,060	30	10,120	33	9,190	36	8,640	38
	ATA 12	1425	12,840	34	11,750	37	10,660	40	10,020	42
	ATA 15	1500	16,040	40	14,680	42	13,330	45	12,530	46
	ATA 20	1400	21,600	55	19,760	57	17,960	58	16,890	59
	ATA 25	3750	26,780	28	24,500	31	22,240	35	20,890	37
	ATA 30	3500	32,660	35	29,930	38	27,210	41	25,590	43
	ATA 35	3500	38,360	41	35,130	43	31,930	46	30,030	47
	ATA 40	4950	41,960	32	38,470	36	35,010	39	32,940	40
ATA 50	4800	53,730	41	49,230	44	44,770	46	42,110	48	
<b>90-70 °C SICAK SU</b>	ATA 6	900	7,800	33	7,220	36	6,650	39	6,310	41
	ATA 8	950	10,100	39	9,360	42	8,620	45	8,180	47
	ATA 10	1450	12,800	33	11,860	37	10,930	40	10,370	46
	ATA 12	1425	14,830	38	13,730	41	12,650	44	12,000	46
	ATA 15	1500	18,640	45	17,260	48	15,900	50	15,090	52
	ATA 20	1400	25,000	63	23,130	64	21,300	66	20,210	67
	ATA 25	3750	31,100	31	28,810	35	26,540	38	25,190	40
	ATA 30	3500	37,140	39	34,440	42	31,760	45	30,170	47
	ATA 35	3500	43,290	45	40,120	47	36,980	50	35,110	52
	ATA 40	4950	49,640	37	46,050	40	42,490	43	40,370	45
ATA 50	4800	62,050	47	57,510	49	53,020	52	50,350	53	
<b>110-80 °C KIZGIN SU</b>	ATA 6	900	9,290	38	8,710	42	8,130	45	7,790	47
	ATA 8	950	12,050	46	11,300	49	10,550	52	10,100	52
	ATA 10	1450	15,250	39	14,300	42	13,360	47	12,800	48
	ATA 12	1425	17,680	45	16,570	48	15,470	51	14,820	53
	ATA 15	1500	22,290	53	20,890	56	19,510	58	18,680	60
	ATA 20	1400	30,110	74	28,200	76	26,310	78	25,200	79
	ATA 25	3750	37,020	37	34,710	40	32,420	44	31,050	46
	ATA 30	3500	44,420	46	41,680	49	38,960	52	37,340	54
	ATA 35	3500	51,820	53	48,600	55	45,410	58	43,510	60
	ATA 40	4950	59,370	44	55,730	47	52,120	50	49,960	52
ATA 50	4800	74,360	55	69,730	58	65,170	60	62,450	62	
<b>130-90 °C KIZGIN SU</b>	ATA 6	900	10,760	43	10,170	47	9,590	50	9,240	52
	ATA 8	950	13,980	52	13,210	56	12,450	59	12,000	61
	ATA 10	1450	17,680	44	16,720	48	15,770	51	15,200	53
	ATA 12	1425	20,500	51	19,380	55	18,260	58	17,600	60
	ATA 15	1500	25,900	61	24,480	64	23,070	66	22,230	68
	ATA 20	1400	35,170	86	33,210	88	31,280	90	30,130	91
	ATA 25	3750	42,870	42	40,520	45	38,220	49	36,840	51
	ATA 30	3500	51,610	52	48,830	56	46,080	59	44,440	62
	ATA 35	3500	60,270	61	57,000	63	53,750	66	51,820	68
	ATA 40	4950	69,000	50	65,310	53	61,660	56	59,480	58
ATA 50	4800	86,540	63	81,840	66	77,200	69	74,430	70	



**ATA - Buhar İin Performans Deęerleri**

ALIŐMA ŐARTLARI	Hava GiriŐ Sıcaklıęı		5°C		10°C		15°C		18°C	
	Ürün Tipi	Üfleme Debisi m <sup>3</sup> / saat	Kapasite Kcal / saat	Hava ÇıkıŐ °C	Kapasite Kcal / saat	Hava ÇıkıŐ °C	Kapasite Kcal / saat	Hava ÇıkıŐ °C	Kapasite Kcal / saat	Hava ÇıkıŐ °C
143°C-3 BAR BUHAR	ATA 6	900	6,610	31	6,330	35	6,100	39	6,000	41
	ATA 8	950	8,800	37	8,480	41	8,150	45	8,000	48
	ATA 10	1450	11,040	31	10,590	36	10,260	40	10,000	43
	ATA 12	1425	13,200	37	12,800	41	12,230	45	12,000	47
	ATA 15	1500	14,720	41	14,170	45	13,680	48	15,000	53
	ATA 20	1400	21,250	45	20,430	47	19,650	50	20,000	52
	ATA 25	3750	27,500	34	26,500	38	25,500	42	25,000	45
	ATA 30	3500	32,960	42	31,710	46	30,620	49	30,000	52
	ATA 35	3500	38,530	46	37,040	50	35,740	53	35,000	55
	ATA 40	4950	44,090	38	42,460	42	40,820	46	40,000	48
ATA 50	4800	55,100	48	53,230	51	51,350	54	50,000	58	
159°C-5 BAR BUHAR	ATA 6	900	7,330	34	7,100	38	6,860	42	6,730	44
	ATA 8	950	9,810	41	9,490	45	9,160	49	8,980	51
	ATA 10	1450	12,270	35	11,870	39	11,480	43	11,260	45
	ATA 12	1425	14,720	41	14,230	45	13,740	49	13,470	51
	ATA 15	1500	16,440	45	15,880	49	15,330	53	15,030	55
	ATA 20	1400	23,660	51	22,870	54	22,090	56	21,710	58
	ATA 25	3750	30,730	37	29,730	41	28,730	45	28,170	47
	ATA 30	3500	36,830	46	35,580	50	34,330	54	33,640	56
	ATA 35	3500	42,950	51	41,650	54	40,160	58	39,340	60
	ATA 40	4950	49,170	42	47,530	46	45,900	50	44,990	52
ATA 50	4800	61,490	53	59,610	56	57,460	60	56,280	62	
164°C-6 BAR BUHAR	ATA 6	900	7,570	35	7,330	39	7,100	43	6,970	45
	ATA 8	950	10,100	43	9,810	46	9,490	50	9,290	52
	ATA 10	1450	12,670	36	12,270	40	11,870	44	11,650	46
	ATA 12	1425	15,210	42	14,720	46	14,230	50	13,960	52
	ATA 15	1500	16,990	46	16,440	50	15,880	54	15,580	56
	ATA 20	1400	24,440	53	23,660	56	22,870	57	22,380	61
	ATA 25	3750	31,730	38	30,730	42	29,730	46	29,060	49
	ATA 30	3500	37,920	48	36,830	51	35,580	55	34,890	57
	ATA 35	3500	44,440	52	42,950	56	41,460	60	40,830	61
	ATA 40	4950	50,810	43	49,170	47	47,530	51	46,630	53
ATA 50	4800	63,640	54	61,490	58	59,610	61	58,430	63	

## ADA - Sıcak Su ve Kızgın Su için Performans Değerleri

ÇALIŞMA ŞARTLARI	Hava Giriş Sıcaklığı		5°C		10°C		15°C		18°C	
	Ürün Tipi	Üfleme Debisi m <sup>3</sup> / saat	Kapasite Kcal / saat	Hava Çıkış °C	Kapasite Kcal / saat	Hava Çıkış °C	Kapasite Kcal / saat	Hava Çıkış °C	Kapasite Kcal / saat	Hava Çıkış °C
<b>50-30 °C SICAK SU</b>	ADA 6	900	1,690	11	1,380	15	1,080	19	900	21
	ADA 8	950	2,220	12	1,820	16	1,430	20	1,190	22
	ADA 10	1450	5,400	17	4,250	19	2,870	21	2,040	22
	ADA 12	1425	7,210	21	5,880	23	4,500	25	3,580	26
	ADA 15	1500	6,000	18	4,840	20	3,580	23	2,280	23
	ADA 20	1400	7,690	23	6,180	24	4,460	25	313	25
	ADA 25	3750	15,660	18	12,850	21	9,980	24	8,180	25
	ADA 30	3500	17,410	21	14,330	23	11,190	25	9,210	27
	ADA 35	3500	22,260	25	18,550	27	14,790	29	12,480	30
	ADA 40	4950	23,500	20	19,460	23	15,360	25	12,820	26
ADA 50	4800	30,960	26	25,910	28	20,800	29	17,670	30	
<b>60-40 °C SICAK SU</b>	ADA 6	900	3,340	17	2,800	20	2,210	23	1,970	24
	ADA 8	950	4,330	19	3,630	22	2,850	25	2,020	25
	ADA 10	1450	7,720	22	6,660	25	5,590	28	4,940	29
	ADA 12	1425	9,900	27	8,610	30	7,330	32	6,560	33
	ADA 15	1500	8,370	23	7,260	26	6,150	28	5,470	30
	ADA 20	1400	10,710	30	9,290	32	7,870	34	7,010	35
	ADA 25	3750	21,400	23	18,640	26	15,880	29	14,220	30
	ADA 30	3500	23,640	27	20,620	29	17,610	32	15,790	33
	ADA 35	3500	29,630	32	25,960	34	22,310	36	20,130	37
	ADA 40	4950	31,630	25	27,650	28	23,690	31	21,300	32
ADA 50	4800	40,940	32	35,930	34	30,960	36	27,980	37	
<b>70-50 °C SICAK SU</b>	ADA 6	900	4,480	21	3,970	24	3,450	28	3,140	29
	ADA 8	950	5,810	25	5,140	28	4,470	30	4,070	32
	ADA 10	1450	9,900	27	8,850	30	7,800	33	7,180	34
	ADA 12	1425	12,490	33	11,200	36	9,930	38	9,170	39
	ADA 15	1500	10,620	28	9,520	31	8,420	34	7,770	35
	ADA 20	1400	13,550	36	12,140	38	10,750	41	9,920	42
	ADA 25	3750	26,970	28	24,210	31	21,470	34	19,830	36
	ADA 30	3500	29,700	32	26,670	35	23,670	37	21,880	39
	ADA 35	3500	36,820	39	33,140	41	29,500	43	27,330	44
	ADA 40	4950	39,580	31	35,590	33	31,640	36	29,280	38
ADA 50	4800	50,720	39	45,690	41	40,720	43	37,760	44	
<b>80-60 °C SICAK SU</b>	ADA 6	900	5,550	25	5,040	28	4,540	32	4,230	34
	ADA 8	950	7,190	29	6,530	32	5,870	35	5,480	37
	ADA 10	1450	12,020	32	10,970	35	9,920	38	9,300	39
	ADA 12	1425	15,020	39	13,730	42	12,450	44	11,690	46
	ADA 15	1500	12,820	33	11,720	36	10,620	38	9,970	40
	ADA 20	1400	16,310	43	14,900	45	13,510	47	12,670	48
	ADA 25	3750	32,460	33	29,860	36	26,930	39	25,290	41
	ADA 30	3500	35,660	38	32,620	41	29,600	43	27,810	45
	ADA 35	3500	43,920	46	40,200	48	36,540	50	34,370	51
	ADA 40	4950	47,420	36	43,410	39	39,440	41	37,080	43
ADA 50	4800	60,310	46	55,200	48	50,180	50	47,200	51	
<b>90-70 °C SICAK SU</b>	ADA 6	1150	7,700	26	7,100	30	6,510	34	6,150	36
	ADA 8	1250	10,200	31	9,400	34	8,610	38	8,130	40
	ADA 10	1150	12,700	40	11,740	43	10,780	46	10,210	48
	ADA 12	1100	15,000	49	13,870	51	12,750	54	12,090	55
	ADA 15	2200	19,350	33	17,910	36	16,470	40	15,620	42
	ADA 20	2100	25,390	44	23,470	47	21,580	49	20,450	51
	ADA 25	2700	31,370	42	29,030	45	26,710	48	25,340	49
	ADA 30	2770	37,180	48	34,400	51	31,650	53	30,020	54
	ADA 35	2700	44,110	58	40,820	60	37,570	61	35,650	62
	ADA 40	4100	49,750	44	46,070	47	42,430	49	40,270	51
ADA 50	4050	63,140	55	58,460	57	53,840	59	51,110	60	
<b>110-80 °C KIZGIN SU</b>	ADA 6	1150	9,080	30	8,470	34	7,870	38	7,510	40
	ADA 8	1250	12,030	36	11,230	39	10,420	43	9,940	45
	ADA 10	1150	15,100	47	14,120	50	13,150	53	12,570	55
	ADA 12	1100	17,920	57	16,770	60	15,640	62	14,970	64
	ADA 15	2200	23,000	39	21,540	42	20,090	45	19,230	47
	ADA 20	2100	30,260	51	28,310	54	26,390	57	25,250	58
	ADA 25	2700	37,420	50	35,040	52	32,690	55	31,290	57
	ADA 30	2770	44,440	57	41,610	59	38,820	62	37,150	63
	ADA 35	2700	52,980	68	49,610	70	46,300	72	44,330	73
	ADA 40	4100	59,470	52	55,730	55	52,030	57	49,830	59
ADA 50	4050	75,820	65	71,040	68	66,330	70	63,530	71	
<b>130-90 °C KIZGIN SU</b>	ADA 6	1150	10,410	34	9,790	38	9,190	41	8,820	44
	ADA 8	1250	13,800	40	12,990	44	12,180	47	11,690	49
	ADA 10	1150	17,450	54	16,460	57	15,480	60	14,890	62
	ADA 12	1100	20,800	66	19,630	69	18,480	71	17,790	73
	ADA 15	2200	26,580	44	25,110	47	23,650	51	22,770	53
	ADA 20	2100	35,040	59	33,070	62	31,120	64	29,960	66
	ADA 25	2700	43,380	57	40,970	60	38,590	63	37,170	64
	ADA 30	2770	51,600	65	48,720	68	45,880	70	44,190	72
	ADA 35	2700	61,750	79	58,310	81	54,920	83	52,910	84
	ADA 40	4100	69,050	59	65,260	62	61,510	65	59,270	67
ADA 50	4050	88,370	75	83,500	78	78,690	80	75,840	81	

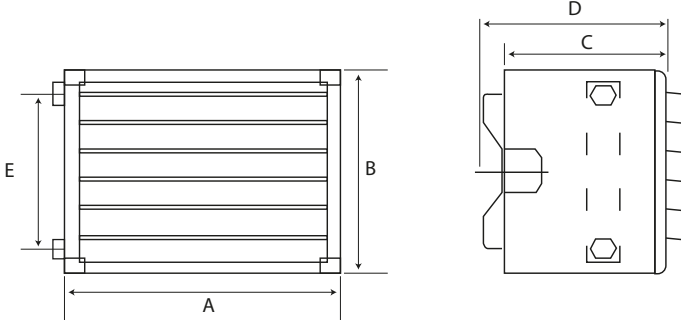


**ADA - Buhar İin Performans Deęerleri**

ALIŐMA ŐARTLARI	Hava GiriŐ Sıcaklıęı		5°C		10°C		15°C		18°C	
	rn Tipi	fleme Debisi m <sup>3</sup> / saat	Kapasite Kcal / saat	Hava ıkıŐ °C	Kapasite Kcal / saat	Hava ıkıŐ °C	Kapasite Kcal / saat	Hava ıkıŐ °C	Kapasite Kcal / saat	Hava ıkıŐ °C
143°C-3 BAR BUHAR	ADA 6	1150	6,640	26	6,370	30	6,110	35	6,000	37
	ADA 8	1250	8,790	31	8,470	35	8,160	39	8,000	42
	ADA 10	1150	10,970	41	10,610	44	10,200	48	10,000	51
	ADA 12	1100	12,860	46	12,370	50	11,870	54	12,000	50
	ADA 15	2200	16,480	33	15,890	37	15,290	41	15,000	43
	ADA 20	2100	22,110	44	21,260	48	20,520	51	20,000	54
	ADA 25	2700	27,610	43	26,560	47	25,640	50	25,000	53
	ADA 30	2770	33,080	50	31,950	53	30,810	56	30,000	60
	ADA 35	2700	38,530	57	37,160	60	35,790	63	35,000	65
	ADA 40	4100	44,010	45	42,320	49	40,840	52	40,000	55
ADA 50	4050	55,030	56	53,080	59	51,130	62	50,000	64	
159°C-5 BAR BUHAR	ADA 6	1150	7,350	29	7,120	33	6,880	37	6,730	40
	ADA 8	1250	9,810	34	9,500	38	9,180	42	8,970	45
	ADA 10	1150	12,250	45	11,890	48	11,480	52	11,250	54
	ADA 12	1100	14,280	52	13,840	55	13,410	58	13,070	61
	ADA 15	2200	18,410	36	17,810	40	17,220	44	16,810	47
	ADA 20	2100	24,620	49	23,880	52	23,040	56	22,570	58
	ADA 25	2700	30,740	48	29,880	51	28,770	55	28,190	57
	ADA 30	2770	36,950	55	35,822	58	34,510	62	33,800	64
	ADA 35	2700	43,000	63	41,630	66	40,260	69	39,400	71
	ADA 40	4100	49,040	50	47,560	53	45,870	57	44,940	59
ADA 50	4050	61,390	62	59,440	65	57,490	68	56,260	70	
164°C-6 BAR BUHAR	ADA 6	1150	7,580	30	7,350	34	7,120	38	6,960	41
	ADA 8	1250	10,130	35	9,810	39	9,500	43	9,280	46
	ADA 10	1150	12,670	46	12,310	49	11,890	53	11,670	55
	ADA 12	1100	14,780	53	14,280	57	13,840	60	13,570	62
	ADA 15	2200	19,010	37	18,410	41	17,810	45	17,410	48
	ADA 20	2100	25,470	50	24,620	54	23,880	57	23,310	60
	ADA 25	2700	31,790	49	30,870	52	29,880	56	29,240	58
	ADA 30	2770	38,090	57	36,950	59	35,820	63	35,100	65
	ADA 35	2700	44,380	65	43,000	68	41,630	71	40,770	73
	ADA 40	4100	50,730	51	49,040	55	47,560	58	46,630	60
ADA 50	4050	63,340	64	61,680	66	59,440	70	58,210	72	

## ATA - Teknik Özellikler

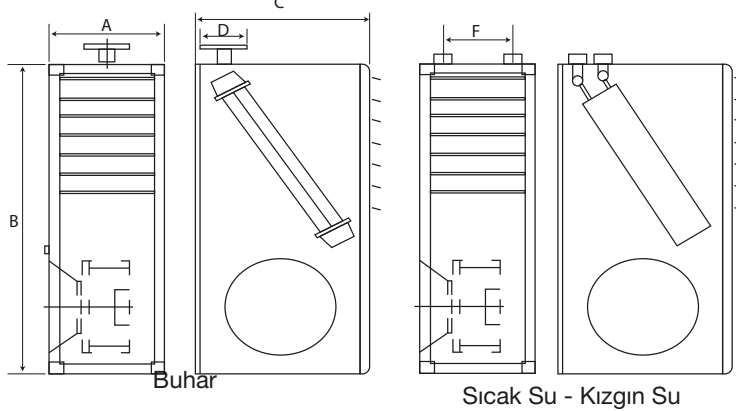
ÜRÜN TİPİ	DIŞ ÖLÇÜLER					BUHAR		SU		AĞIRLIK	
	A	B	C	D	E	R-Giriş	r-Çıkış	R-Giriş	r-Çıkış	Çelik Boru Çelik Fin	Bakır Boru Al. Fin
ATA 6	480	430	275	370	325	3/4"	1/2"	1/2"	1/2"	27.2	12.1
ATA 8	480	430	275	370	325	3/4"	1/2"	1/2"	1/2"	29.2	12.3
ATA 10	480	430	275	325	325	3/4"	1/2"	1/2"	1/2"	32.5	12.8
ATA 12	480	430	275	325	325	3/4"	1/2"	1/2"	1/2"	36.5	13
ATA 15	570	460	345	395	360	1"	1/2"	3/4"	3/4"	47.5	18.8
ATA 20	570	460	345	395	360	1"	1/2"	3/4"	3/4"	56.5	21
ATA 25	710	670	375	455	550	1 1/4"	3/4"	3/4"	3/4"	82	30.2
ATA 30	710	670	375	455	550	1 1/4"	3/4"	3/4"	3/4"	85	33.3
ATA 35	710	670	375	455	550	1 1/4"	3/4"	3/4"	3/4"	86	34
ATA 40	790	770	425	505	650	1 1/2"	1"	1"	1"	104.5	50.6
ATA 50	790	770	425	505	650	1 1/2"	1"	1"	1"	112.5	52



ÜRÜN TİPİ	ELEKTRİKSEL DEĞERLER
ATA 6	230 V / 50 Hz / 86 W / 0.62 A
ATA 8	230 V / 50 Hz / 86 W / 0.62 A
ATA 10	230 V / 50 Hz / 68 W / 0.30 A
ATA 12	230 V / 50 Hz / 68 W / 0.30 A
ATA 15	230 V / 50 Hz / 68 W / 0.30 A
ATA 20	230 V / 50 Hz / 68 W / 0.30 A
ATA 25	230 V / 50 Hz / 160 W / 0.73 A
ATA 30	230 V / 50 Hz / 160 W / 0.73 A
ATA 35	230 V / 50 Hz / 160 W / 0.73 A
ATA 40	230 V / 50 Hz / 245 W / 1.10 A
ATA 50	230 V / 50 Hz / 245 W / 1.10 A

## ADA - Teknik Özellikler

ÜRÜN TİPİ	DIŞ ÖLÇÜLER					BUHAR		SU		AĞIRLIK	
	A	B	C	D	E	R-Giriş	r-Çıkış	R-Giriş	r-Çıkış	Çelik Boru Çelik Fin	Bakır Boru Al. Fin
ADA 6	290	940	400	60	180	DN20	1/2"	1/2"	1/2"	38.5	26.3
ADA 8	290	940	400	60	180	DN20	1/2"	1/2"	1/2"	39	27.4
ADA 10	290	940	400	60	180	DN20	1/2"	1/2"	1/2"	44.5	28.1
ADA 12	290	940	400	60	180	DN20	1/2"	1/2"	1/2"	46.5	29
ADA 15	400	1130	490	70	270	DN25	1/2"	3/4"	3/4"	56.5	32.3
ADA 20	400	1130	490	70	270	DN25	1/2"	3/4"	3/4"	69.5	34
ADA 25	440	1400	550	80	320	DN32	3/4"	3/4"	3/4"	97.5	52.5
ADA 30	440	1400	550	80	320	DN32	3/4"	3/4"	3/4"	101	53.4
ADA 35	440	1400	550	80	320	DN32	3/4"	3/4"	3/4"	110	57
ADA 40	500	1600	640	90	340	DN40	1"	1"	1"	131.5	70.9
ADA 50	500	1600	640	90	340	DN40	1"	1"	1"	150.5	74.5



ÜRÜN TİPİ	ELEKTRİKSEL DEĞERLER
ADA 6	230 V / 50 Hz / 78 W / 0.35 A
ADA 8	230 V / 50 Hz / 78 W / 0.35 A
ADA 10	230 V / 50 Hz / 78 W / 0.35 A
ADA 12	230 V / 50 Hz / 78 W / 0.35 A
ADA 15	230 V / 50 Hz / 170 W / 0.78 A
ADA 20	230 V / 50 Hz / 170 W / 0.78 A
ADA 25	230 V / 50 Hz / 270 W / 1.20 A
ADA 30	230 V / 50 Hz / 270 W / 1.20 A
ADA 35	230 V / 50 Hz / 270 W / 1.20 A
ADA 40	230 V / 50 Hz / 640 W / 3.10 A
ADA 50	230 V / 50 Hz / 640 W / 3.10 A

Not: Teknolojik gelişmeler nedeniyle değişiklik hakkı saklıdır.

**ALARKO**



ALARKO CARRIER  
SANAYİ VE TİCARET A.Ş.

İSTANBUL : GOSB-Gebze Organize Sanayi Bölgesi Ş. Bilgisu Cad. Gebze 41480 KOCAELİ  
Tel: (0262) 648 60 00 Faks: (0 262) 648 61 01

ANKARA : Sedat Simavi Sok. No: 48, Çankaya 06550 ANKARA  
Tel: (0312) 409 52 00 Faks: (0312) 440 79 30

İZMİR : Şehit Fethibey Cad. No: 55 Kat 13, Pasaport 35210 İZMİR  
Tel: (0232) 483 25 60 Faks: (0232) 441 55 13

ADANA : Ziyapaşa Bulvarı, No: 19/5-6, 01130 ADANA  
Tel: (0322) 457 62 23 Faks: (0322) 453 05 84

ANTALYA : Mehmetçik Mahallesi, Aspendos Bulvarı, No:79/5 ANTALYA  
Tel: (0242) 322 00 29 Faks: (0242) 322 87 66

**MÜŞTERİ  
DANIŞMA  
HATTI**  
**444  
0  
128**

[www.alarko-carrier.com.tr](http://www.alarko-carrier.com.tr)  
e-posta: info@alarko-carrier.com.tr

A.10.2.1 170216 MINERAL